

Summary of service charges

Type of Service Charge	Charge
Service connection To transfer, open or reopen an existing account	\$25
Reconnection Reconnect service following non-payment	\$13
Late payment For payments received after the due date	Greater of \$5 or 1.5% applied to any past-due unpaid balance of accounts
Return payment Charge for a check returned by the bank	\$25 if \$50 or less \$40 if \$300.01 – \$800 \$30 if \$50.01 – \$300 5% if greater than \$800
Field collection For payment collection on a delinquent account	\$49
Meter tampering Charge for tampering with meter In addition to the penalty charge for tampering with the meter, customers will be charged for the cost of the investigation.	\$200 Residential & Non-Demand Commercial \$1,000 Commercial

Gross receipts tax

FPL pays 2.5 percent of gross electric revenues to the state in the form of a gross receipts tax. This tax appears as a separate line item on your bill.

Resale of electric service prohibited

The Florida Administrative Code prohibits the resale of electricity for a profit. The actual cost of energy billed by FPL may be reasonably allocated among tenants, lessees and other entities as long as no profit is made.

Learn about deposits

Since all customers are billed for energy after it's used, we may ask those opening new accounts to pay a deposit amount based on the expected average cost of two months of service at the address. If your average usage turns out to be higher than the estimated cost, we may ask you to pay the difference to bring the deposit to the required level.

For deposits held more than six months, you will earn two percent interest from the time the deposit is paid in full, and three percent interest for a deposit held 23 continuous months after 12 months of prompt payment. This interest is credited to your account annually. For customers with a good payment history, we may refund your deposit after 36 months. Learn more about refunds and other deposit information, including accepted payment options:

» FPL.com/bizdeposits

FPL Energy Notes is published by
Florida Power & Light Company
P.O. Box 14000, Juno Beach, FL 33408

40298

Energy Answers


Send us your energy questions for a chance to win a smart thermostat.

We're here to help you get energy answers for your business.

Send us your questions:
» FPL.com/bizanswers

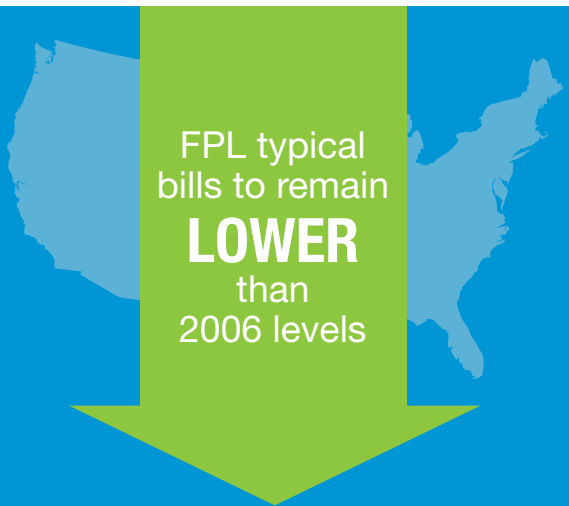
All submissions must be received by Jan. 31, 2017.
See official rules for details.





ENERGY NOTES

Rates Edition



FPL typical bills to remain **LOWER** than 2006 levels

Continued investments to keep bills low and reliability high

Providing affordable, reliable and clean energy is our commitment to your business. Over the last 10 years, business customers' typical bills have decreased about 20 percent on average. And, based on a rate settlement agreement approved by the Florida Public Service Commission in November, the price your business pays for the energy we provide will continue to remain lower for at least the next four years. The agreement, that took effect Jan. 1, will allow us to continue making smart investments in clean solar energy and our energy infrastructure, which is recognized as one of the most reliable in the U.S.

So, what does it mean for your business' energy bill? The impact of the agreement varies depending on rate class and customer usage. Most typical business customer bills will see an increase in the range of approximately 3 to 8 percent in 2017 – with smaller businesses seeing the lowest increases. Even with the changes, we estimate that typical business customer bills in 2020 will still be lower than they were in 2006.

To learn more, visit: » FPL.com/answers

We're keeping business rates low

Latest typical bill comparisons*

National Average

\$197.84

Florida Average

\$181.53

FPL Bill

\$148.89

*Estimate based on FPL typical bill of 1,500-kWh GS-1 rate class, representing majority of FPL business customers for Jan. 1, 2017. Includes state gross receipts tax, but not credits, local taxes or fees that may be applicable in some jurisdictions. Florida average (Oct. 2016) based on rates reported to PSC. National average (July 2016) based on rates reported to EEI.

Business rate classification is based on your maximum monthly energy usage and when you use energy. Qualifying for another rate may produce savings for some customers. For example, if your business can shift a significant part of electric usage to off-peak times when the demand for energy is lower, you may benefit from our time-of-use (TOU) rates. With TOU rates, you are billed at a lower rate for off-peak usage and a higher rate for peak-period usage. To benefit, your energy use must be shifted away from the following peak hours, Monday through Friday:


- » April 1 to Oct. 31, noon to 9 p.m.*
- » Nov. 1 to March 31, 6 to 10 a.m. and 6 to 10 p.m.*

For more information about your bill or to view available business rate options that might be more economical for your business, visit: **» FPL.com/TOU**

*Excludes New Year's Day, Memorial Day, Independence Day, Labor Day, Thanksgiving Day and Christmas Day

About your bill: Information for your business

This edition of Energy Notes includes information about your monthly bill, including an overview of the charges for your energy. You can always get the latest information about your bill online, including how to read your statement and an explanation of all the bill components: **» FPL.com/rates**



Effective Jan. 1, 2017 BUSINESS RATE CLASS

		Customer Charge ¹ /Month	Base Demand Charge ¹ per kW	On-Peak Demand Charge ¹ \$/kW	Demand Charge ¹ Firm \$/kW	Maximum Demand Charge ¹ \$/kW	Energy Charge ¹ c/kWh	On-Peak Energy Charge ¹ c/kWh	Off-Peak Energy Charge ¹ c/kWh	Storm Charge ¹ c/kWh	Conservation ² c/kWh or \$/kW	Capacity ² c/kWh or \$/kW	Environmental ² c/kWh	Fuel Charge ² c/kWh	On-Peak Fuel Charge ² c/kWh	Off-Peak Fuel Charge ² c/kWh
General Service Non-Demand (GS-1)		\$10.00					5.439			0.104	0.14	0.278	0.23	2.82		
General Service Non-Demand-TOU (GST-1)		\$10.00						10.038	3.441	0.104	0.14	0.278	0.23		3.212	2.657
General Service Constant Usage (GSCU-1)		\$14.00					3.507			0.050	0.109	0.197	0.185	2.82		
General Service Demand (GSD-1)		\$25.00	\$9.20				2.035			0.075	\$0.48	\$0.92	0.215	2.82		
C/I Load Control, General Service (CILC-1(G))++		\$125.00	\$3.90	\$2.60	\$9.60			1.48	1.48	0.066	\$0.62	\$1.14	0.192		3.212	2.657
General Service Demand-TOU (GSDT-1)		\$25.00		\$9.20				4.142	1.102	0.075	\$0.48	\$0.92	0.215		3.212	2.657
High Load Factor-TOU (21-499 kW)		\$25.00		\$10.80		\$2.30		1.738	1.102	0.075	\$0.48	\$0.92	0.215		3.212	2.657
Seasonal Demand TOU Rider (SDTR) (21-499 kW) Option A	Jun-Sep	\$25.00		\$10.10				8.093	1.459	0.075	\$0.48	\$0.92	0.215		4.027	2.662
Seasonal Demand TOU Rider (SDTR) (21-499 kW) Option A	Jan-May/Oct-Dec	\$25.00	\$8.90				2.035			0.075	\$0.48	\$0.92	0.215	2.82		
Seasonal Demand TOU Rider (SDTR) (21-499 kW) Option B	Jun-Sep	\$25.00		\$10.10				8.093	1.459	0.075	\$0.48	\$0.92	0.215		4.027	2.662
Seasonal Demand TOU Rider (SDTR) (21-499 kW) Option B	Jan-May/Oct-Dec	\$25.00		\$8.90				4.622	1.459	0.075	\$0.48	\$0.92	0.215		3.212	2.657
General Service Large Demand (GSLD-1)		\$75.00	\$11.00				1.585			0.070	\$0.53	\$1.03	0.214	2.818		
General Service Large Demand-TOU (GSLDT-1)		\$75.00		\$11.00				2.597	1.143	0.070	\$0.53	\$1.03	0.214		3.209	2.655
Curtailable Service (CS-1)		\$100.00	\$11.00				1.585			0.070	\$0.53	\$1.03	0.214	2.818		
Curtailable Service-TOU (CST-1)		\$100.00		\$11.00				2.597	1.143	0.070	\$0.53	\$1.03	0.214		3.209	2.655
High Load Factor-TOU (500 - 1,999 kW)		\$75.00		\$11.60		\$2.50		1.003	0.977	0.070	\$0.53	\$1.03	0.214		3.209	2.655
Seasonal Demand TOU Rider (SDTR) (500-1,999 kW) Option A	Jun-Sep	\$75.00		\$11.40				5.648	1.143	0.070	\$0.53	\$1.03	0.214		4.024	2.66
Seasonal Demand TOU Rider (SDTR) (500-1,999 kW) Option A	Jan-May/Oct-Dec	\$75.00	\$10.80				1.585			0.070	\$0.53	\$1.03	0.214	2.818		
Seasonal Demand TOU Rider (SDTR) (500-1,999 kW) Option B	Jun-Sep	\$75.00		\$11.40				5.648	1.143	0.070	\$0.53	\$1.03	0.214		4.024	2.66
Seasonal Demand TOU Rider (SDTR) (500-1,999 kW) Option B	Jan-May/Oct-Dec	\$75.00		\$10.80				3.384	1.143	0.070	\$0.53	\$1.03	0.214		3.209	2.655
General Service Large Demand (GSLD-2)		\$225.00	\$11.40				1.427			0.043	\$0.55	\$1.01	0.192	2.798		
General Service Large Demand-TOU (GSLDT-2)		\$225.00		\$11.40				2.227	1.112	0.043	\$0.55	\$1.01	0.192		3.189	2.638
Curtailable Service (CS-2)		\$250.00	\$11.40				1.427			0.043	\$0.55	\$1.01	0.192	2.798		
Curtailable Service-TOU (CST-2)		\$250.00		\$11.40				2.227	1.112	0.043	\$0.55	\$1.01	0.192		3.189	2.638
High Load Factor-TOU (2,000 kW or more)		\$225.00		\$11.60		\$2.50		0.903	0.898	0.043	\$0.55	\$1.01	0.192		3.189	2.638
Seasonal Demand TOU Rider (SDTR) (2,000 kW and greater) Option A	Jun-Sep	\$225.00		\$12.00				4.538	1.112	0.043	\$0.55	\$1.01	0.192		3.998	2.643
Seasonal Demand TOU Rider (SDTR) (2,000 kW and greater) Option A	Jan-May/Oct-Dec	\$225.00	\$11.18				1.427			0.043	\$0.55	\$1.01	0.192	2.798		
Seasonal Demand TOU Rider (SDTR) (2,000 kW and greater) Option B	Jun-Sep	\$225.00		\$12.00				4.538	1.112	0.043	\$0.55	\$1.01	0.192		3.998	2.643
Seasonal Demand TOU Rider (SDTR) (2,000 kW and greater) Option B	Jan-May/Oct-Dec	\$225.00		\$11.18				3.113	1.112	0.043	\$0.55	\$1.01	0.192		3.189	2.638
Traffic Signal Service (SL-2M)		\$6.00					4.596			0.050	0.109	0.197	0.185	2.82		
General Service Large Demand (GSLD-3)		\$2,000.00	\$9.30				1.069			0.006	\$0.56	\$1.04	0.188	2.735		
General Service Large Demand-TOU (GSLDT-3)		\$2,000.00		\$9.30				1.217	1.016	0.006	\$0.56	\$1.04	0.188		3.115	2.577
Curtailable Service (CS-3)		\$2,025.00	\$9.30				1.069			0.006	\$0.56	\$1.04	0.188	2.735		
Curtailable Service-TOU (CST-3)		\$2,025.00		\$9.30				1.217	1.016	0.006	\$0.56	\$1.04	0.188		3.115	2.577
Street Lighting Metered (SL-1M)		\$13.00					2.795			0.720	0.054	0.05	0.106	2.745		
C/I Load Control Program, Transmission (CILC-1(T))		\$2,225.00		\$3.00	\$11.20			0.9	0.9	0.006	\$0.60	\$1.09	0.182		3.115	2.577
C/I Load Control Program, Distribution (CILC-1(D))		\$225.00	\$4.00	\$2.90	\$10.50			0.954	0.954	0.042	\$0.62	\$1.14	0.192		3.186	2.635
Metrorail (MET)		\$550.00	\$12.70				1.692			0.077	\$0.60	\$1.17	0.211	2.798		
Sportsfield Lighting (OS-2)		\$125.00					7.455			0.425	0.11	0.201	0.194	2.798		
Street Lighting (SL-1 and PL-1)							2.85			0.720	0.054	0.05	0.106	2.745		
Outdoor Lighting (OL-1)							2.902			0.734	0.054	0.05	0.106	2.745		
Traffic Signals (SL-2)							4.731			0.050	0.109	0.197	0.185	2.82		

¹ This rates summary reflects rates and charges approved by the Florida Public Service Commission. View the full list online at FPL.com/rates.

BUSINESS RATE CLASS		Customer Charge ¹	Contract Standby Demand Charge ¹	Demand Charge ¹ Interruptible	Demand Charge ¹ Firm	Demand Charge ¹
		\$/kW				
Standby and Supplemental (SST-1D)	RDD	\$125.00	\$3.00			\$1.48
	DDC					\$0.70
Standby and Supplemental (SST-2D)	RDC	\$125.00	\$3.00			\$1.48
	DDC					\$0.70
Standby and Supplemental (SST-3D)	RDD	\$425.00	\$3.00			\$1.48
	DDC					\$0.70
Standby and Supplemental (SST-1T)	RDD	\$1,800.00				\$1.33
	DDC					\$0.44
Interruptible Standby and Supplemental (ISST-1D)	RDD	\$425.00	\$3.00	\$0.25	\$1.48	
	DDC			\$0.12	\$0.70	
Interruptible Standby and Supplemental (ISST-1T)	RDD	\$1,800.00		\$0.30	\$1.33	
	DDC			\$0.12	\$0.44	

On-Peak Energy Charge ¹	Off-Peak Energy Charge ¹	Storm Charge ¹	Conservation ²	Capacity ²	Environmental ²
c/kWh			\$/kW		c/kWh
0.707	0.707	0.133	\$0.06	\$0.13	0.203
			\$0.03	\$0.06	
0.707	0.707	0.133	\$0.06	\$0.13	0.203
			\$0.03	\$0.06	
0.707	0.707	0.133	\$0.06	\$0.13	0.203
			\$0.03	\$0.06	
0.707	0.707	0.009	\$0.06	\$0.13	0.172
			\$0.03	\$0.06	
0.707	0.707	0.133	\$0.06	\$0.13	0.203
			\$0.03	\$0.06	
0.707	0.707	0.009	\$0.06	\$0.13	0.172
			\$0.03	\$0.06	

On-Peak Fuel Charge (Summer) ¹	Off-Peak Fuel Charge (Summer) ¹
c/kWh	
3.212	2.657
3.209	2.655
3.189	2.638
3.115	2.577
3.186	2.635
3.115	2.577