



Clean, affordable energy for you

We're continuing to invest in affordable clean energy like more efficient natural gas plants and emissions-free solar. As part of a four-year rate agreement approved in 2016, a base rate increase will take effect in January that includes costs for four new solar power plants. The good news – the increase will be largely offset by decreases in other charges that also change in January.

And we're building even more solar, with another four plants coming online in March that will bring a small base rate increase. FPL has also requested additional bill adjustments in March, including decreases in bill clauses as the St. Johns River Power Park coal plant shuts down and the beginning of cost recovery for devastating Hurricane Irma.

So, what does it mean for your energy bill? The majority of business customers will see an increase of 1 percent or less in 2018. We expect typical business bills to remain among the lowest in the state and nation.

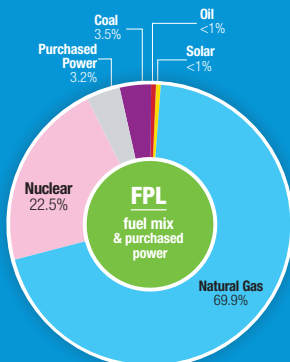
Learn more about your bill at: FPL.com/rates



Where does your energy come from?

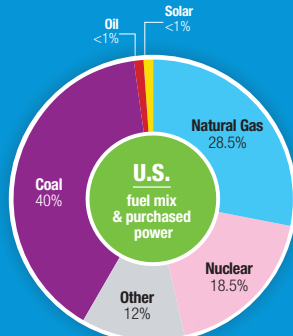
FPL's power comes from a variety of sources, including clean-burning natural gas and emissions-free nuclear and solar. We're significantly reducing our use of coal while substantially increasing our investment in cost-effective solar.

See our latest fuel mix:



Sources of electricity generation for the 12 months that ended October 2017

See how we compare to the rest of the nation:



Major energy sources and percent share of total U.S. electricity generation in 2016

YOUR RATES AND CHARGES

Business rate classification is based on your maximum monthly energy usage and when you use energy. Qualifying for another rate may produce savings for some customers. For example, if your business can shift a significant part of electric usage to off-peak times when the demand for energy is lower, you may benefit from our time-of-use (TOU) rates. With TOU rates, you are billed at a lower rate for off-peak usage and a higher rate for peak-period usage. To benefit, your energy use must be shifted away from the following peak hours, Monday through Friday:

- » April 1 to Oct. 31, noon to 9 p.m.*
- » Nov. 1 to March 31, 6 to 10 a.m. and 6 to 10 p.m.*

For more information about your bill or to view available business rate options that might be more economical for your business, visit: [» FPL.com/TOU](https://www.fpl.com/TOU)

*Excludes New Year's Day, Memorial Day, Independence Day, Labor Day, Thanksgiving Day and Christmas Day

About your bill: Information for your business

This edition of Energy Notes includes information about your monthly bill, including an overview of the charges for your energy. You can always get the latest information about your bill online, including how to read your statement and an explanation of all the bill components at:

[» FPL.com/rates](https://www.fpl.com/rates)



Effective Jan. 1, 2018 BUSINESS RATE CLASS

		Customer Charge ¹ /Month	Base Demand Charge ¹ per kW	On-Peak Demand Charge ¹ \$/kW	Demand Charge ¹ Firm \$/kW	Maximum Demand Charge ¹ \$/kW	Energy Charge ¹ e/kWh	On-Peak Energy Charge ¹ e/kWh	Off-Peak Energy Charge ¹ e/kWh	Storm Charge ¹ e/kWh	Conservation ¹ e/kWh or \$/kW	Capacity ¹ e/kWh or \$/kW	Environmental ¹ e/kWh	Fuel Charge ¹ e/kWh	On-Peak Fuel Charge ¹ e/kWh	Off-Peak Fuel Charge ¹ e/kWh	2017 Interim Storm Restoration ¹ e/kWh
General Service Non-Demand (GS-1)		\$10.09					5.717			0.117	0.145	0.263	0.150	2.655			0.302
General Service Non-Demand-TOU (GST-1)		\$10.09						10.557	3.615	0.117	0.145	0.263	0.150		3.163	2.443	0.302
General Service Constant Usage (GSCU-1)		\$14.13					3.548			0.046	0.111	0.183	0.109	2.655			0.158
General Service Demand (GSD-1)		\$25.23	\$9.49				2.116			0.098	\$0.48	\$0.84	0.136	2.655			0.225
C/I Load Control, General Service [CILC-1(G)]++		\$151.41	\$4.04	\$2.66	\$10.09			1.504	1.504	0.087	\$0.63	\$1.07	0.116		3.162	2.443	0.335
General Service Demand-TOU (GSDT-1)		\$25.23		\$9.49				4.315	1.142	0.098	\$0.48	\$0.84	0.136		3.162	2.443	0.225
High Load Factor-TOU (21-499 kW)		\$25.23		\$11.20		\$2.32		1.830	1.142	0.098	\$0.48	\$0.84	0.136		3.162	2.443	0.225
Seasonal Demand TOU Rider (SDTR) (21-499 kW) Option A	Jun-Sep	\$25.23		\$10.50				8.412	1.517	0.098	\$0.48	\$0.84	0.136		3.798	2.512	0.225
Seasonal Demand TOU Rider (SDTR) (21-499 kW) Option A	Jan-May/Oct-Dec	\$25.23	\$9.08				2.116			0.098	\$0.48	\$0.84	0.136	2.655			0.225
Seasonal Demand TOU Rider (SDTR) (21-499 kW) Option B	Jun-Sep	\$25.23		\$10.50				8.412	1.517	0.098	\$0.48	\$0.84	0.136		3.798	2.512	0.225
Seasonal Demand TOU Rider (SDTR) (21-499 kW) Option B	Jan-May/Oct-Dec	\$25.23		\$9.08				4.807	1.517	0.098	\$0.48	\$0.84	0.136		3.162	2.443	0.225
General Service Large Demand (GSLD-1)		\$75.70	\$11.61				1.673			0.095	\$0.57	\$0.99	0.131	2.654			0.243
General Service Large Demand-TOU (GSLDT-1)		\$75.70		\$11.61				2.737	1.207	0.095	\$0.57	\$0.99	0.131		3.161	2.442	0.243
Curtailable Service (CS-1)		\$100.94	\$11.61				1.673			0.095	\$0.57	\$0.99	0.131	2.654			0.243
Curtailable Service-TOU (CST-1)		\$100.94		\$11.61				2.737	1.207	0.095	\$0.57	\$0.99	0.131		3.161	2.442	0.243
High Load Factor-TOU (500 - 1,999 kW)		\$75.70		\$12.21		\$2.62		1.081	1.033	0.095	\$0.57	\$0.99	0.131		3.161	2.442	0.243
Seasonal Demand TOU Rider (SDTR) (500-1,999 kW) Option A	Jun-Sep	\$75.70		\$12.01				5.951	1.207	0.095	\$0.57	\$0.99	0.131		3.796	2.511	0.243
Seasonal Demand TOU Rider (SDTR) (500-1,999 kW) Option A	Jan-May/Oct-Dec	\$75.70	\$11.41				1.673			0.095	\$0.57	\$0.99	0.131	2.654			0.243
Seasonal Demand TOU Rider (SDTR) (500-1,999 kW) Option B	Jun-Sep	\$75.70		\$12.01				5.951	1.207	0.095	\$0.57	\$0.99	0.131		3.796	2.511	0.243
Seasonal Demand TOU Rider (SDTR) (500-1,999 kW) Option B	Jan-May/Oct-Dec	\$75.70		\$11.41				3.562	1.207	0.095	\$0.57	\$0.99	0.131		3.161	2.442	0.243
LED Lighting Pilot (LT-1)							2.906			0.787	0.042	0.022	0.030	2.558			1.756
General Service Large Demand (GSLD-2)		\$227.11	\$12.11				1.507			0.038	\$0.56	\$0.93	0.115	2.640			0.179
General Service Large Demand-TOU (GSLDT-2)		\$227.11		\$12.11				2.338	1.180	0.038	\$0.56	\$0.93	0.115		3.146	2.430	0.179
Curtailable Service (CS-2)		\$252.34	\$12.11				1.507			0.038	\$0.56	\$0.93	0.115	2.640			0.179
Curtailable Service-TOU (CST-2)		\$252.34		\$12.11				2.338	1.180	0.038	\$0.56	\$0.93	0.115		3.146	2.430	0.179
High Load Factor-TOU (2,000 kW or more)		\$227.11		\$12.31		\$2.62		0.960	0.953	0.038	\$0.56	\$0.93	0.115		3.146	2.430	0.179
Seasonal Demand TOU Rider (SDTR) (2,000 kW and greater) Option A	Jun-Sep	\$227.11		\$12.58				4.725	1.180	0.038	\$0.56	\$0.93	0.115		3.778	2.499	0.179
Seasonal Demand TOU Rider (SDTR) (2,000 kW and greater) Option A	Jan-May/Oct-Dec	\$227.11	\$11.89				1.507			0.038	\$0.56	\$0.93	0.115	2.640			0.179
Seasonal Demand TOU Rider (SDTR) (2,000 kW and greater) Option B	Jun-Sep	\$227.11		\$12.58				4.725	1.180	0.038	\$0.56	\$0.93	0.115		3.778	2.499	0.179
Seasonal Demand TOU Rider (SDTR) (2,000 kW and greater) Option B	Jan-May/Oct-Dec	\$227.11		\$11.89				3.253	1.180	0.038	\$0.56	\$0.93	0.115		3.146	2.430	0.179
Traffic Signal Service (SL-2M)		\$6.06					4.639			0.046	0.111	0.183	0.109	2.655			0.158
General Service Large Demand (GSLD-3)		\$2,018.74	\$9.39				1.084			0.001	\$0.57	\$0.96	0.116	2.588			0.089
General Service Large Demand-TOU (GSLDT-3)		\$2,018.74		\$9.39				1.238	1.029	0.001	\$0.57	\$0.96	0.116		3.082	2.381	0.089
Curtailable Service (CS-3)		\$2,043.98	\$9.39				1.084			0.001	\$0.57	\$0.96	0.116	2.588			0.089
Curtailable Service-TOU (CST-3)		\$2,043.98		\$9.39				1.238	1.029	0.001	\$0.57	\$0.96	0.116		3.082	2.381	0.089
Street Lighting Metered (SL-1M)		\$14.13					2.853			0.787	0.042	0.022	0.030	2.558			1.756
C/I Load Control Program, Transmission [CILC-1(T)]		\$2,245.85		\$3.23	\$11.81			0.943	0.943	0.001	\$0.61	\$1.03	0.109		3.082	2.381	0.063
C/I Load Control Program, Distribution [CILC-1(D)]		\$252.34	\$4.24	\$3.03	\$11.00			1.013	1.013	0.038	\$0.63	\$1.07	0.116		3.144	2.429	0.191
MetroRail (MET)		\$605.62	\$12.82				1.709			0.096	\$0.60	\$1.05	0.128	2.640			0.236
Sportsfield Lighting (OS-2)		\$126.17					7.938			0.483	0.082	0.117	0.083	2.640			1.113
Street Lighting (SL-1 and PL-1)							2.906			0.787	0.042	0.022	0.030	2.558			1.756
Outdoor Lighting (OL-1)							3.102			0.797	0.042	0.022	0.030	2.558			1.576
Traffic Signals (SL-2)							4.775			0.046	0.111	0.183	0.109	2.655			0.158

BUSINESS RATE CLASS

		Customer Charge ¹	Contract Standby Demand Charge ¹	Demand Charge ¹ Interruptible	Demand Charge ¹ Firm	Demand Charge ¹
S/kW						
Standby and Supplemental (SST-1D)	RDD	\$126.17	\$3.03			\$1.49
	DDC					\$0.71
Standby and Supplemental (SST-2D)	RDC	\$126.17	\$3.03			\$1.49
	DDC					\$0.71
Standby and Supplemental (SST-3D)	RDD	\$428.98	\$3.03			\$1.49
	DDC					\$0.71
Standby and Supplemental (SST-1T)	RDD	\$1,816.87				\$1.36
	DDC					\$0.44
Interruptible Standby and Supplemental (ISST-1D)	RDD	\$428.98	\$3.03	\$0.26	\$1.49	
	DDC			\$0.13	\$0.71	
Interruptible Standby and Supplemental (ISST-1T)	RDD	\$1,816.87		\$0.30	\$1.36	
	DDC			\$0.12	\$0.44	

On-Peak Energy Charge ²	Off-Peak Energy Charge ²	Storm Charge ⁴	Conservation ¹	Capacity ³	Environmental ¹	On-Peak Fuel Charge (Summer)	Off-Peak Fuel Charge (Summer)	2017 Interim Storm Restoration ⁵
e/kWh			\$/kW		e/kWh	e/kWh		e/kWh
0.718	0.718	0.145	\$0.07	\$0.13	0.126	3.162	2.443	0.782
			\$0.03	\$0.06				
0.718	0.718	0.145	\$0.07	\$0.13	0.126	3.161	2.442	0.782
			\$0.03	\$0.06				
0.718	0.718	0.145	\$0.07	\$0.13	0.126	3.146	2.430	0.782
			\$0.03	\$0.06				
0.714	0.714	0.002	\$0.07	\$0.13	0.102	3.082	2.381	0.043
			\$0.03	\$0.06				
0.718	0.718	0.145	\$0.07	\$0.13	0.126	3.144	2.429	0.782
			\$0.03	\$0.06				
0.714	0.714	0.002	\$0.07	\$0.13	0.102	3.082	2.381	0.043
			\$0.03	\$0.06				

¹ Rates as approved by the Florida Public Service Commission in Docket Nos. 160021, 170001, 170002 and 170007.

² Storm charges as filed in a Routine Storm Charge True-Up Adjustment Request in Docket No. 060038-EI.

³ The PSC has approved an Interim Storm Restoration charge as filed in Docket No. 160251-EI.

Summary of service charges

Type of Service Charge	Charge
Initial service connection	\$25
Transfer, open or reopen an existing account	\$12
Reconnection Reconnect service following non-payment	\$13
Late payment For payments received after the due date	Greater of \$5 or 1.5% applied to any past-due unpaid balance of accounts
Return payment Charge for a check returned by the bank	\$25 if \$50 or less \$40 if \$300.01 – \$800 \$30 if \$50.01 – \$300 5% if greater than \$800
Field collection For payment collection on a delinquent account	\$48
Meter tampering Charge for tampering with meter In addition to the penalty charge for tampering with the meter, customers will be charged for the cost of the investigation.	\$200 Residential & Non-Demand Commercial \$1,000 Commercial

Gross receipts tax

FPL pays a tax equal to 2.5 percent of gross electric revenues to the state. This tax appears as a separate line item on our bill.

Resale of electric service prohibited

The Florida Administrative Code prohibits the resale of electricity for a profit. The actual cost of electricity billed by FPL may be reasonably allocated among tenants, lessees and other entities as long as no profit is made.

Learn about deposits

Since all customers are billed for energy after it's used, we may ask those opening new accounts to pay a deposit amount based on the expected average cost of two months of service at the address. If your average usage turns out to be higher than the estimated cost, we may ask you to pay the difference to bring the deposit to the required level.

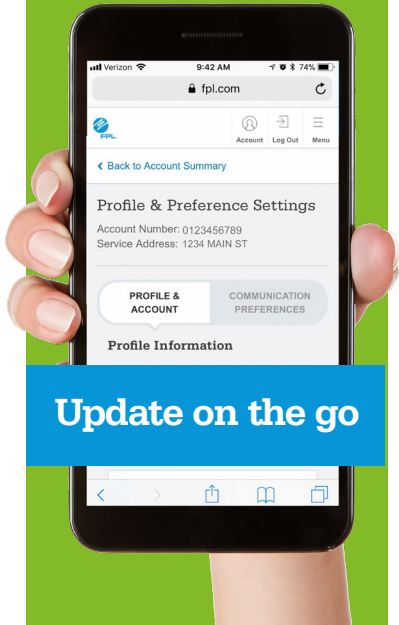
For deposits held more than six months, you will earn two percent interest from the time the deposit is paid in full, and three percent interest for a deposit held 23 continuous months after 12 months of prompt payment. This interest is credited to your account annually. For customers with a good payment history, we may refund your deposit after 36 months. Learn more about refunds and other deposit information, including accepted payment options: ➤ FPL.com/bizdeposits

FPL Energy Notes is published by
Florida Power & Light Company
P.O. Box 14000, Juno Beach, FL 33408

43470

Update your contact info

It's faster and easier to get the help your business needs if we have your accurate contact information. Log into your account today, and make sure your contact information is up to date.
Visit: ➤ FPL.com/profile



Certified Chain of Custody
Promoting Sustainable
Forest Management
www.sfiprogram.org