



2-4%

DECREASE
PER MONTH

Passing savings on to you with **lower bills**

Our long-term investments in cleaner power continue to improve service reliability, while keeping FPL bills lower than both state and national averages. And, as of March, FPL bills are going down even more.

Last month, four more new solar power plants came online, resulting in a small base rate increase that is partially offset by a decrease in fuel costs. Customer savings from the closure of the St. Johns River Power Park also took effect this month, bringing additional decreases to some bill components. In addition, the temporary hurricane recovery surcharge for costs associated with Hurricane Matthew has concluded. Combined, these changes result in a decrease of 2 to 4 percent per month for most business customers.

We're also applying federal tax savings toward the \$1.3 billion cost of Hurricane Irma restoration, which will avoid the need to raise rates and save each of FPL's nearly 5 million customers an average of approximately \$250.

Learn more about your bill at: [» FPL.com/rates](https://www.fpl.com/rates)




Time-of-use peak hours change in April

If your business is on the time-of-use rate, don't forget on-peak hours have shifted. From April 1 to Oct. 31, on-peak hours are

Monday through Friday from noon to 9 p.m., excluding Memorial Day, Independence Day and Labor Day.

To learn more about time-of-use or other rates, visit: FPL.com/TOU

*Monday–Friday



All aboard with FPL,
the official clean energy
partner of Brightline



Through an innovative partnership with Brightline, we're helping power up Florida's first high-speed train service and local train stations. See how we're creating a cleaner energy future for all.

Learn more: FPL.com/Brightline

brightline

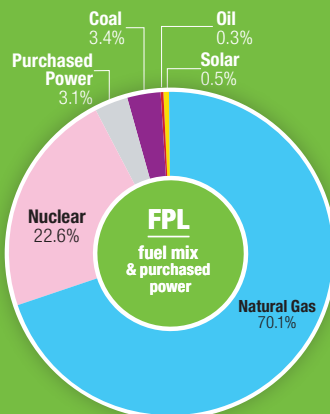
CHANGING THE CURRENT.



Where does your energy come from?

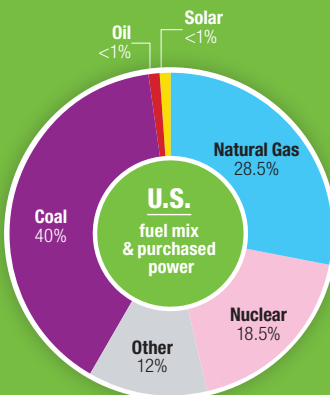
FPL's power comes from a variety of sources, including clean-burning natural gas and emissions-free nuclear and solar. We've significantly reduced our use of coal while substantially increasing our investment in cost-effective solar.

See our latest fuel mix:



Sources of electricity generation for the 12 months that ended December 2017

See how we compare to the rest of the nation:



Major energy sources and percent share of total U.S. electricity generation in 2016

Connect with us



Facebook.com/FPLconnect
Twitter.com/insideFPL

FPLblog.com
YouTube.com/FPL

