

Summary of service charges

Type of Service Charge	Charge
Initial service connection	\$25
Transfer, open or reopen an existing account	\$12
Reconnection Reconnect service following non-payment	\$13
Late payment For payments received after the due date	Greater of \$5 or 1.5% applied to any past-due unpaid balance of accounts \$25 if \$50 or less \$30 if \$50.01 – \$300 \$40 if \$300.01 – \$800 5% if greater than \$800
Return payment Charge for a check returned by the bank	\$200 Residential & Non-Demand Commercial; \$1,000 Commercial
Field collection For payment collection on a delinquent account	\$48
Meter tampering Charge for tampering with meter In addition to the penalty charge for tampering with the meter, customers will be charged for the cost of the investigation.	

Gross receipts tax

FPL pays a tax equal to 2.5 percent of gross electric revenues to the state. This tax appears as a separate line item on our bill.

Resale of electric service prohibited

The Florida Administrative Code prohibits the resale of electricity for a profit. The actual cost of electricity billed by FPL may be reasonably allocated among tenants, lessees and other entities as long as no profit is made.

Learn about deposits

Since all customers are billed for energy after it's used, we may ask those opening new accounts to pay a deposit amount based on the expected average cost of two months of service at the address. If your average usage turns out to be higher than the estimated cost, we may ask you to pay the difference to bring the deposit to the required level.

For deposits held more than six months, you will earn two percent interest from the time the deposit is paid in full, and three percent interest for a deposit held 23 continuous months after 12 months of prompt payment. This interest is credited to your account annually. For customers with a good payment history, we may refund your deposit after 36 months. Learn more about refunds and other deposit information, including accepted payment options:

» FPL.com/bizdeposits

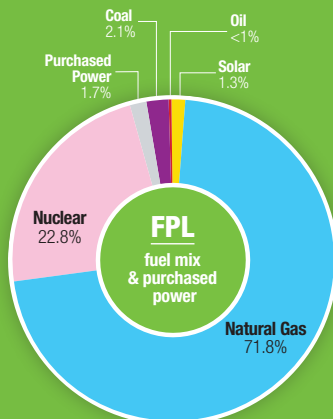
FPL Energy Notes is published by
Florida Power & Light Company
P.O. Box 14000, Juno Beach, FL 33408

P100004172

Where does your energy come from?

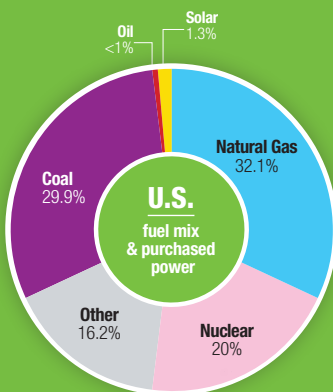
FPL's power comes from a variety of sources, including clean-burning natural gas and emissions-free nuclear and solar. We're significantly reducing our use of coal while substantially increasing our investment in cost-effective solar.

See our latest fuel mix:



Sources of electricity generation for the 12 months that ended October 2018.

See how we compare to the rest of the nation:



Major energy sources and percent share of total U.S. electricity generation in 2017.



Certified Chain of Custody
Promoting Sustainable
Forest Management
www.sfipprogram.org



EnergyNotes

RATES EDITION

Ring in the new year with low bills

Living in paradise has its benefits – from sunny skies to beautiful beaches to energy bills that are among the lowest in the nation. Providing affordable, reliable and clean energy is our commitment to your business. Over the last 10 years, business customers' typical bills have decreased about 20 percent on average.

Through continued investments in technology, we produce energy more efficiently, providing you with affordable power that's reliable. New modern, efficient energy centers, as well as smart grid upgrades that help detect and prevent issues before they become power interruptions, all contribute to keeping your lights on and energy costs down.

To see how your bill compares, visit: » FPL.com/compare-bizrates

Latest typical small business bill comparisons*

National Average

\$206.94

Florida Average

\$180.18

FPL Bill

\$151.48**

*Data source: Edison Electric Institute (EII) Typical Bills and Average Rates Report for Summer 2018 based on utility rates effective July 2018. Averages only include utilities that report their rates to EII and may not be all-inclusive. FPL bills include the state gross receipts tax but do not include credits, local taxes or fees that may be applicable in some jurisdictions.

**Effective January 2019 pending approval of some rates and clauses currently before the Florida Service Commission.

It's never been easier to get connected

Sign up for alerts

Get the information you need most, such as bill reminders and outage alerts, via text message. Simply text **JOIN to MyFPL (69375)** to sign up today.

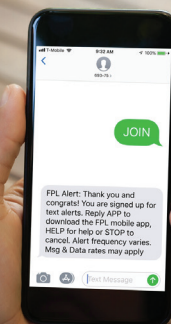
Download the app

See your energy usage, a projected bill and so much more with the FPL Mobile App – text **APP to MyFPL (69375)** to get it.

Update your contact info

It's faster and easier to get the help your business needs if we have your accurate contact information. Access your account with the FPL Mobile App or log in to our website to ensure your contact information is current.

Visit: » FPL.com/profile



YOUR RATES AND CHARGES

Business rate classification is based on your maximum monthly energy usage and when you use energy. Qualifying for another rate may produce savings for some customers. For example, if your business can shift a significant part of electric usage to off-peak times when the demand for energy is lower, you may benefit from our time-of-use (TOU) rates. With TOU rates, you are billed at a lower rate for off-peak usage and a higher rate for peak-period usage. To benefit, your energy use must be shifted away from the following peak hours, Monday through Friday:

- » April 1 to Oct. 31, noon to 9 p.m.*
- » Nov. 1 to March 31, 6 a.m. to 10 a.m. and 6 p.m. to 10 p.m.*

For more information about your bill or to view available business rate options that might be more economical for your business, visit: [» FPL.com/TOU](https://www.fpl.com/TOU)

*Excludes New Year's Day, Memorial Day, Independence Day, Labor Day, Thanksgiving Day and Christmas Day

Effective Jan. 1, 2019*

BUSINESS RATE CLASS

		Customer Charge ¹ /Month ¹	Base Demand Charge ² per kW	On-Peak Demand Charge ³ \$/kW	Demand Charge ³ Firm \$/kW	Maximum Demand Charge ³ \$/kW	Energy Charge ³ c/kWh	On-Peak Energy Charge ³ c/kWh	Off-Peak Energy Charge ³ c/kWh	Storm Charge ³ c/kWh	Conservation ¹ c/kWh or \$/kW	Capacity ¹ c/kWh or \$/kW	Environmental ¹ c/kWh	Fuel Charge ³ c/kWh	On-Peak Fuel Charge ³ c/kWh	Off-Peak Fuel Charge ³ c/kWh
General Service Non-Demand (GS-1)		\$10.15					5.750				0.112	0.148	0.254	0.157	2.748	
General Service Non-Demand-TOU (GST-1)		\$10.15						10.618	3.636		0.112	0.148	0.254	0.157		3.474
General Service Constant Usage (GSCU-1)		\$14.21					3.568				0.052	0.111	0.172	0.113	2.748	
General Service Demand (GSD-1)		\$25.34	\$9.54				2.125				0.086	\$0.50	\$0.83	0.142	2.748	
C/I Load Control, General Service (CILC-1(G))		\$151.77	\$4.05	\$2.66	\$10.11			1.508	1.508	0.075	\$0.61	\$0.97	0.121		3.474	2.438
General Service Demand-TOU (GSDT-1)		\$25.34		\$9.54				4.335	1.147	0.086	\$0.50	\$0.83	0.142		3.474	2.438
High Load Factor-TOU (21–499 kW)		\$25.34		\$11.25		\$2.33		1.838	1.147	0.086	\$0.50	\$0.83	0.142		3.474	2.438
Seasonal Demand TOU Rider (SDTR) (21–499 kW) Option A	Jun-Sep	\$25.34		\$10.55				8.449	1.524	0.086	\$0.50	\$0.83	0.142		4.633	2.506
Seasonal Demand TOU Rider (SDTR) (21–499 kW) Option A	Jan-May/Oct-Dec	\$25.34	\$9.12				2.125			0.086	\$0.50	\$0.83	0.142	2.748		
Seasonal Demand TOU Rider (SDTR) (21–499 kW) Option B	Jun-Sep	\$25.34		\$10.55				8.449	1.524	0.086	\$0.50	\$0.83	0.142		4.633	2.506
Seasonal Demand TOU Rider (SDTR) (21–499 kW) Option B	Jan-May/Oct-Dec	\$25.34	\$9.12					4.828	1.524	0.086	\$0.50	\$0.83	0.142		3.474	2.438
General Service Large Demand (GSLD-1)		\$75.98	\$11.66				1.679			0.080	\$0.57	\$0.95	0.139	2.746		
General Service Large Demand-TOU (GSLDT-1)		\$75.98		\$11.66				2.747	1.211	0.080	\$0.57	\$0.95	0.139		3.471	2.436
Curtable Service (CS-1)		\$101.31	\$11.66				1.679			0.080	\$0.57	\$0.95	0.139	2.746		
Curtable Service-TOU (CST-1)		\$101.31		\$11.66				2.747	1.211	0.080	\$0.57	\$0.95	0.139		3.471	2.436
High Load Factor-TOU (500 - 1,999 kW)		\$75.98		\$12.25		\$2.63		1.085	1.036	0.080	\$0.57	\$0.95	0.139		3.471	2.436
Seasonal Demand TOU Rider (SDTR) (500–1,999 kW) Option A	Jun-Sep	\$75.98		\$12.05				5.973	1.211	0.080	\$0.57	\$0.95	0.139		4.630	2.504
Seasonal Demand TOU Rider (SDTR) (500–1,999 kW) Option A	Jan-May/Oct-Dec	\$75.98	\$11.45				1.679			0.080	\$0.57	\$0.95	0.139	2.746		
Seasonal Demand TOU Rider (SDTR) (500–1,999 kW) Option B	Jun-Sep	\$75.98		\$12.05				5.973	1.211	0.080	\$0.57	\$0.95	0.139		4.630	2.504
Seasonal Demand TOU Rider (SDTR) (500–1,999 kW) Option B	Jan-May/Oct-Dec	\$75.98	\$11.45					3.575	1.211	0.080	\$0.57	\$0.95	0.139		3.471	2.436
LED Lighting Pilot (LT-1)							2.929			0.772	0.042	0.019	0.035	2.604		
General Service Large Demand (GSLD-2)		\$227.76	\$12.14				1.511			0.043	\$0.57	\$0.90	0.121	2.725		
General Service Large Demand-TOU (GSLDT-2)		\$227.76		\$12.14				2.344	1.184	0.043	\$0.57	\$0.90	0.121		3.446	2.418
Curtable Service (CS-2)		\$253.06	\$12.14				1.511			0.043	\$0.57	\$0.90	0.121	2.725		
Curtable Service-TOU (CST-2)		\$253.06		\$12.14				2.344	1.184	0.043	\$0.57	\$0.90	0.121		3.446	2.418
High Load Factor-TOU (2,000 kW or more)		\$227.76		\$12.34		\$2.62		0.963	0.956	0.043	\$0.57	\$0.90	0.121		3.446	2.418
Seasonal Demand TOU Rider (SDTR) (2,000 kW and greater) Option A	Jun-Sep	\$227.76		\$12.62				4.738	1.184	0.043	\$0.57	\$0.90	0.121		4.597	2.486
Seasonal Demand TOU Rider (SDTR) (2,000 kW and greater) Option A	Jan-May/Oct-Dec	\$227.76	\$11.92				1.511			0.043	\$0.57	\$0.90	0.121	2.725		
Seasonal Demand TOU Rider (SDTR) (2,000 kW and greater) Option B	Jun-Sep	\$227.76		\$12.62				4.738	1.184	0.043	\$0.57	\$0.90	0.121		4.597	2.486
Seasonal Demand TOU Rider (SDTR) (2,000 kW and greater) Option B	Jan-May/Oct-Dec	\$227.76	\$11.92					3.262	1.184	0.043	\$0.57	\$0.90	0.121		3.446	2.418
Traffic Signal Service (SL-2M)		\$63.09					4.660			0.052	0.111	0.172	0.113	2.748		
General Service Large Demand (GSLD-3)		\$2,022.30	\$9.41				1.086			0.003	\$0.55	\$0.88	0.121	2.662		
General Service Large Demand-TOU (GSLDT-3)		\$2,022.30		\$9.41				1.240	1.030	0.003	\$0.55	\$0.88	0.121		3.364	2.361
Curtable Service (CS-3)		\$2,047.58	\$9.41				1.086			0.003	\$0.55	\$0.88	0.121	2.662		
Curtable Service-TOU (CST-3)		\$2,047.58		\$9.41				1.240	1.030	0.003	\$0.55	\$0.88	0.121		3.364	2.361
Street Lighting Metered (SL-1M)		\$14.24					2.875			0.772	0.042	0.019	0.035	2.604		
C/I Load Control Program, Transmission (CILC-1(T))		\$2,240.34		\$3.22	\$11.78			0.941	0.941	0.003	\$0.60	\$0.93	0.112		3.364	2.361
C/I Load Control Program, Distribution (CILC-1(D))		\$252.61	\$4.25	\$3.04	\$11.01			1.014	1.014	0.043	\$0.61	\$0.97	0.121		3.445	2.417
Metrorail (MET)		\$608.26	\$12.88				1.717			0.084	\$0.51	\$0.83	0.130	2.725		
Sportsfield Lighting (OS-2)		\$127.05					7.994			0.462	0.079	0.104	0.086	2.725		
Street Lighting (SL-1 and PL-1)							2.929			0.772	0.042	0.019	0.035	2.604		
Outdoor Lighting (OL-1)							3.126			0.788	0.042	0.019	0.035	2.604		
Traffic Signals (SL-2)							4.796			0.052	0.111	0.172	0.113	2.748		

BUSINESS RATE CLASS

		Customer Charge ³	Contract Standby Demand Charge ³	Demand Charge ³ Interruptible	Demand Charge ³ Firm	Demand Charge ³
						\$/kW
Standby and Supplemental (SST-1D)	RDD	\$126.94	\$3.05			\$1.50
	DDC					\$0.72
Standby and Supplemental (SST-2D)	RDD	\$126.94	\$3.05			\$1.50
	DDC					\$0.72
Standby and Supplemental (SST-3D)	RDD	\$431.58	\$3.05			\$1.50
	DDC					\$0.72
Standby and Supplemental (SST-1T)	RDD	\$1,830.15				\$1.37
	DDC					\$0.44
Interruptible Standby and Supplemental (ISST-1D)	RDD	\$431.58	\$3.05	\$0.26	\$1.50	
	DDC			\$0.13	\$0.72	
Interruptible Standby and Supplemental (ISST-1T)	RDD	\$1,830.15		\$0.30	\$1.37	
	DDC			\$0.12	\$0.44	

On-Peak Energy Charge ³	Off-Peak Energy Charge ³	Storm Charge ³	Conservation ¹	Capacity ¹	Environmental ¹	On-Peak Fuel Charge (Summer) ³	Off-Peak Fuel Charge (Summer) ³
	c/kWh			\$/kW	c/kWh		c/kWh
0.723	0.723	0.142	\$0.07	\$0.11	0.138	3.474	2.438
			\$0.03	\$0.05			
0.723	0.723	0.142	\$0.07	\$0.11	0.138	3.471	2.436
			\$0.03	\$0.05			
0.723	0.723	0.142	\$0.07	\$0.11	0.138	3.446	2.418
			\$0.03	\$0.05			
0.720	0.720	0.008	\$0.07	\$0.11	0.108	3.364	2.361
			\$0.03	\$0.05			
0.723	0.723	0.142	\$0.07	\$0.11	0.138	3.445	2.417
			\$0.03	\$0.05			
0.720	0.720	0.008	\$0.07	\$0.11	0.108	3.364	2.361
			\$0.03	\$0.05			

* Effective January 2019 pending approval of some rates and clauses currently before the Florida Public Service Commission.
¹ Rates as approved by the Florida Public Service Commission in Docket Nos. 20170231, 20180001, 20180002 and 20180007.
² Storm charges as filed in a Routine Storm Charge True-Up Adjustment Request in Docket No. 20060038.

About your bill: Information for your business

This edition of Energy Notes includes information about your monthly bill, including an overview of the charges for your energy. You can always get the latest information about your bill online, including how to read your statement and an explanation of all the bill components at:

[» FPL.com/rates](https://www.fpl.com/rates)

